

Aviation, Aerospace and Defense



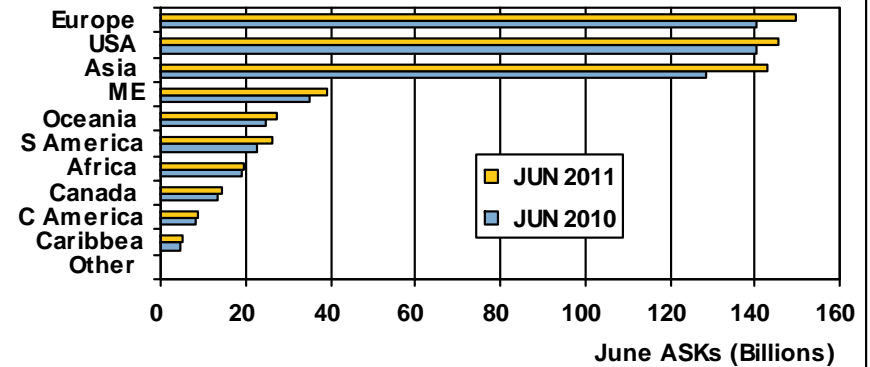
May 6, 2011

PlaneStats.com June 2011 Global Schedule Capacity

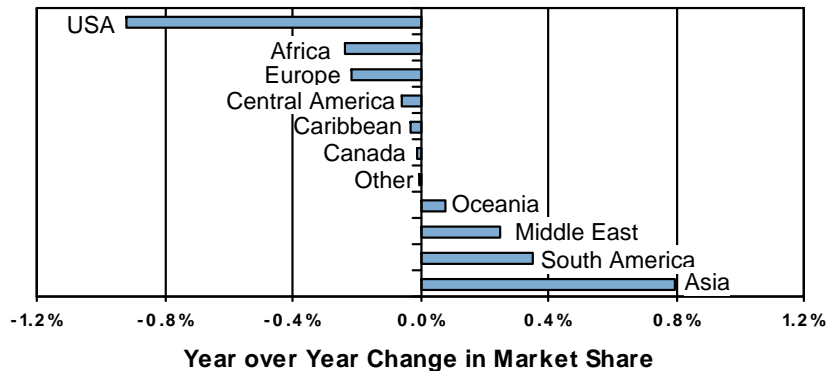
Year-over-year in June, global ASK production increased by 40.5 billion, or 7.5%

- Europe, USA and Asia each represent about one-quarter of the world's ASM production,
- The most rapidly growing regions, in relative terms, are: Asia +0.8 points, South America +0.4 points and Middle East +0.2 points
- In absolute terms the largest capacity increases are: Asia +14.3b, Europe +9.4b, USA +5.3b, and Middle East up 4.1 billion
- USA's capacity increased year-over-year; but, the rate of growth was less than other region's, so USA lost the most market share

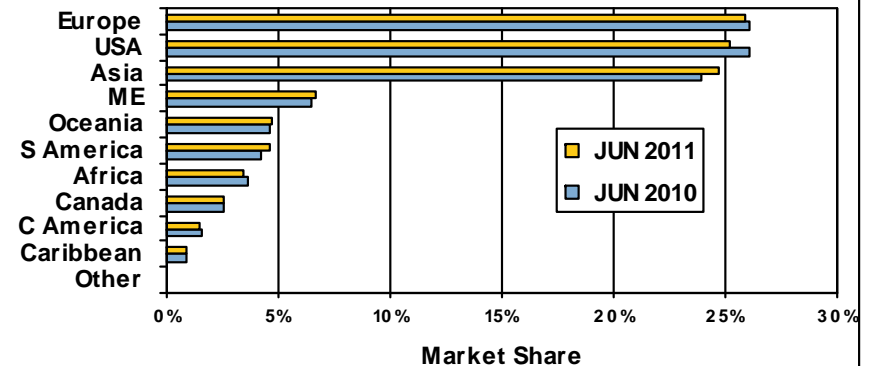
ASK Production is up 40.5 billion, or 7.5%



Growth Regions are Asia, South America and Middle East



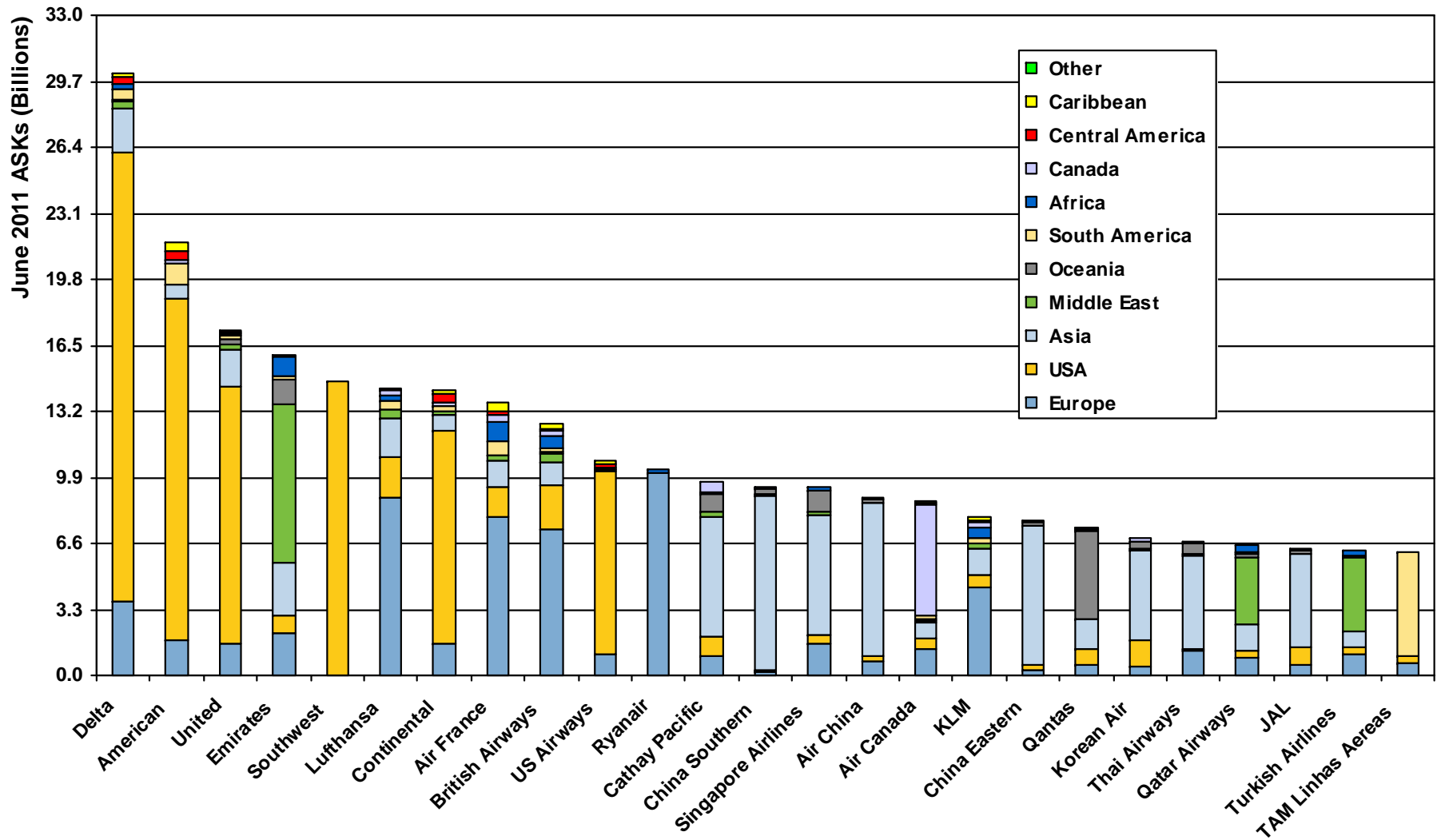
ASM Share Is Concentrated in Three Large Regions



Source: PlaneStats.com

The 25 largest airlines produced 49% of the world's ASKs in June 2011

744 airlines provided scheduled service in June 2011. The remaining 719 airlines produced 51% of June's ASKs.



Source: PlaneStats.com

About Oliver Wyman and PlaneStats.com

Oliver Wyman's global Aviation, Aerospace & Defense practice helps passenger and cargo carriers, OEM and parts manufacturers, aerospace / defense companies, airports, and MRO and other service providers develop value growth strategies, improve operations, and maximize organizational effectiveness. Our deep industry expertise and our specialized capabilities make us a leader in serving the needs of the industry. For more information on Oliver Wyman, please visit

www.OliverWyman.com

PlaneStats.com by Oliver Wyman brings together reliable cross-industry data and a powerful collection of analytical tools that facilitate the development of actionable insights. PlaneStats.com makes it possible to easily access and analyze worldwide airline schedules and fleet composition. For the U.S. market, it is also possible to analyze aircraft-specific operating costs, route-level P&L reporting, the O&D composition of onboard passenger loads, and average fare comparisons across carriers and markets.

For more information about this report, or about PlaneStats.com, please contact Peter Otradovec

– Phone

- Business +1 (214) 758-1876

- Mobile +1 (214) 668-3897

– Email Peter.Otradovec@OliverWyman.com

OLIVER WYMAN